

Based on **Quora** datasets

HOW PEOPLE

Search

FOR

Legal Services

Provided By Legamart
Product Marketing
Department
Nov 2021





what lawyers need to know about

Legal Industry Demand Trends

Based on Quora datasets



LegaMart is an online platform that aims to help connect **small business owners, freelancers, startups, individuals, and legal professionals** all across the globe, providing quality international legal services in a way that is **accessible** to people and businesses from all nations and backgrounds.

The LegaMart **platform** pairs specific legal solutions to specific legal problems through the usage of algorithms and carefully designed user-experiences. As an innovative business, we truly make it easier for applicants to access affordable, quality legal services in any foreign jurisdiction, and for legal service providers to boost their careers and expand and scale their practices globally.

Thank you to all our participants who made this report possible and to our hardworking colleagues, Sheida Soleimani and Hanif Mirhosseini, Dataleaks Team, Shadi Sheikhzadeh and Alireza Bahrani.

Table Of Contents



Introduction	05
Users	07
Questions	12
Range Of Questions/Users	15
Answers	18
Most Answered Questions	20
Answer Rates	22
Countries	32
Topics Over The Years	40
Topics At Countries	46
Topic	53
Question Topics- Yearly	59
Original Tag Answers- Yearly	63
Conclusion	81



Introduction



What is Quora?

Quora is a social question-and-answer website where people can post questions, answer them, and comment on answers. The users create, edit, and organise every piece of content on the site. With 300 million monthly active users, and swathes of questions and answers in a vast variety of fields, Quora is a goldmine for data mining and analysis, especially when it comes to marketing and business development.

With more than 10,000 active users in the field of law, Quora can be an invaluable asset in market and marketing research based on data analysis for lawyers, law firms, legal professionals- and, of course,- legal tech companies. Analysis of Quora's data can provide staggering insight into the trends of the legal market.

Our report is designed to identify trends and provide new insights into the most prevalent issues in the field of law. In order to achieve this, we have conducted a mixed-method meta-analysis of data obtained from the law spheres and communities of Quora's more than 74,000 questions and 376,000 answers, using datasets from the Quora data dump, accessible at archive.org, licensed under creative commons. This study covers 12 years of data, from 2010 to March 2021.



Users

Users



Active users: 97826, among those 10411 with legal topics in their top five followed topics.

Most users are from India, the United States and the United Kingdom

Education

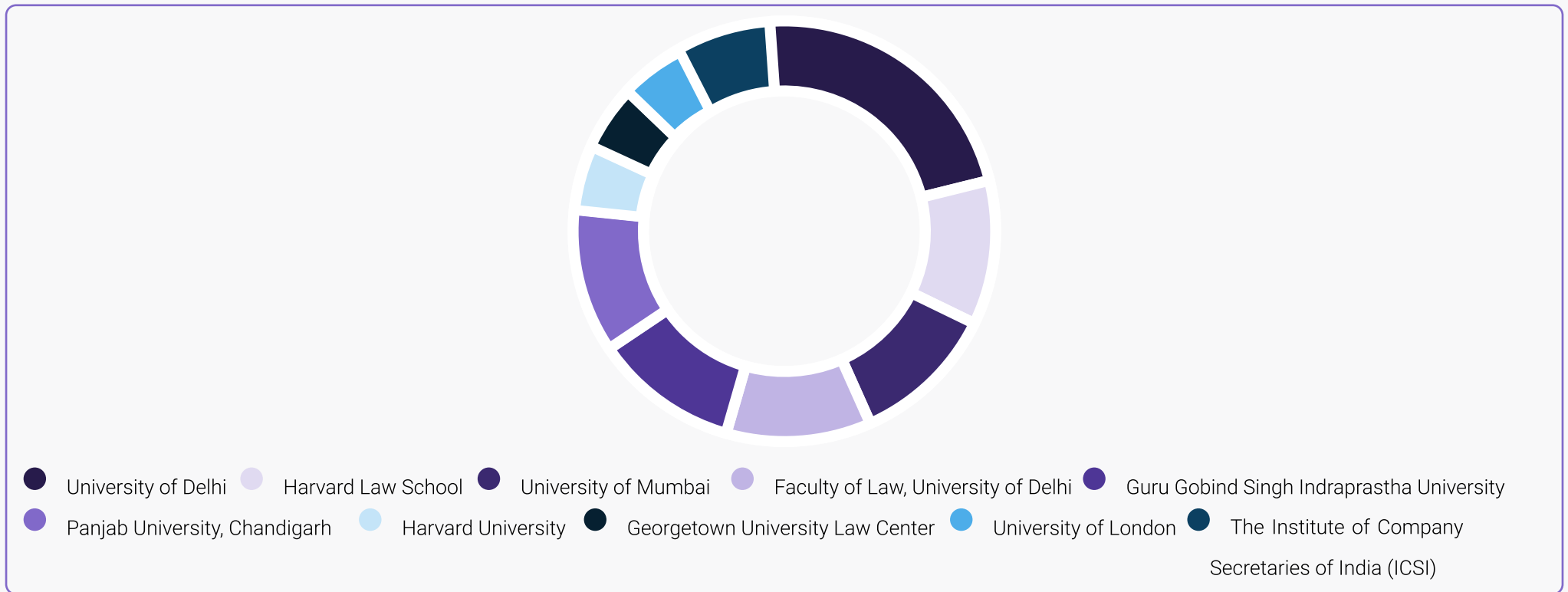
Based on the completed users' profile, out of the 10411 users active in the law field, 109 are University of Delhi alumni, followed by Harvard Law and University of Mumbai.

School Name	Frequency
University of Delhi	109
Harvard Law School	56
University of Mumbai	54
Faculty of Law, University of Delhi	48
Guru Gobind Singh Indraprastha University	42
Panjab University, Chandigarh	41
Harvard University	31

Users



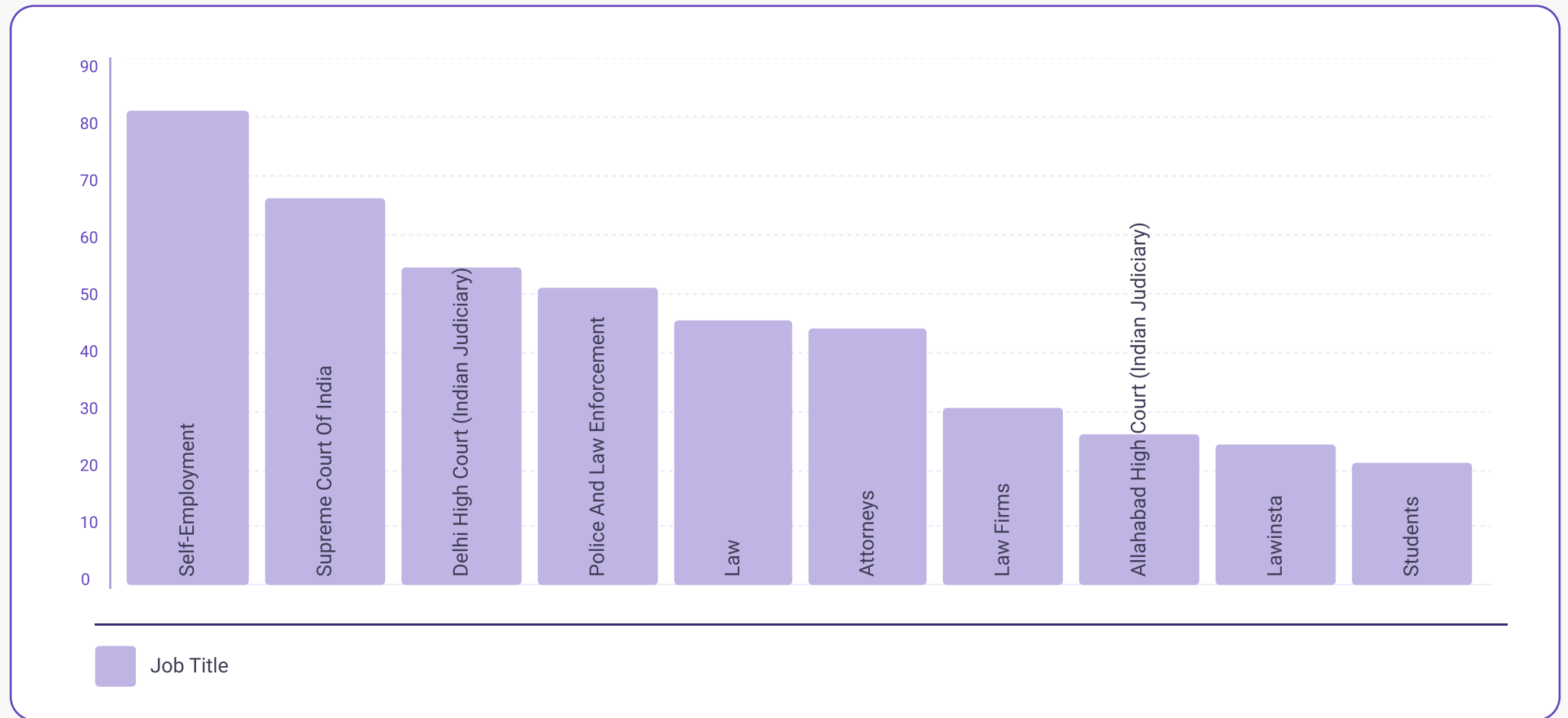
School Name	Frequency
Georgetown University Law Center	31
University of London	29
The Institute of Company Secretaries of India (ICSI)	29





Occupation

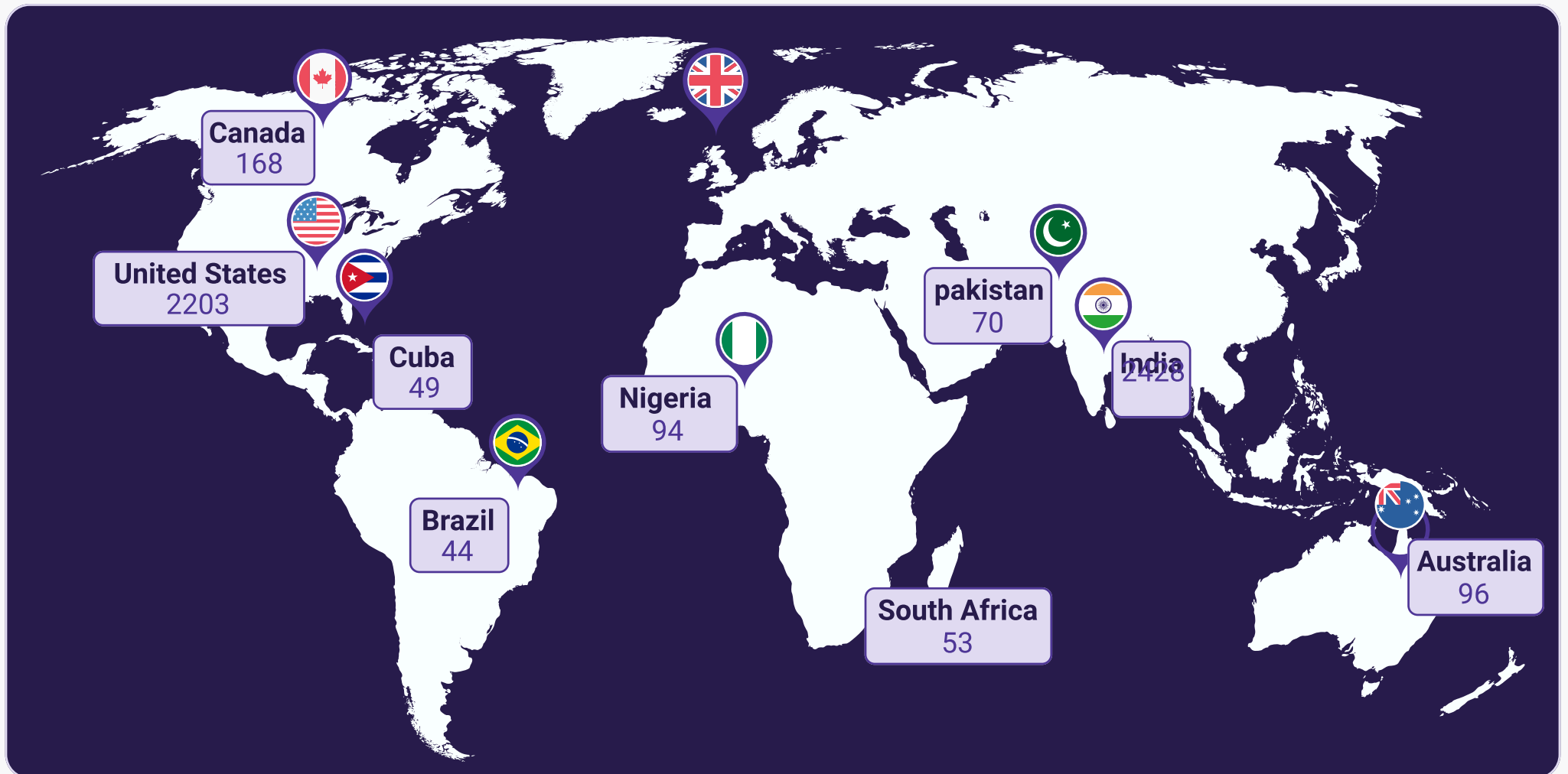
Looking into the chart below, the majority of active users in the field of law on Quora hold positions in the legal industry.





Location

The top 3 countries where the most active Quora law community members come from are India, the U.S., and The UK.





Questions

Questions



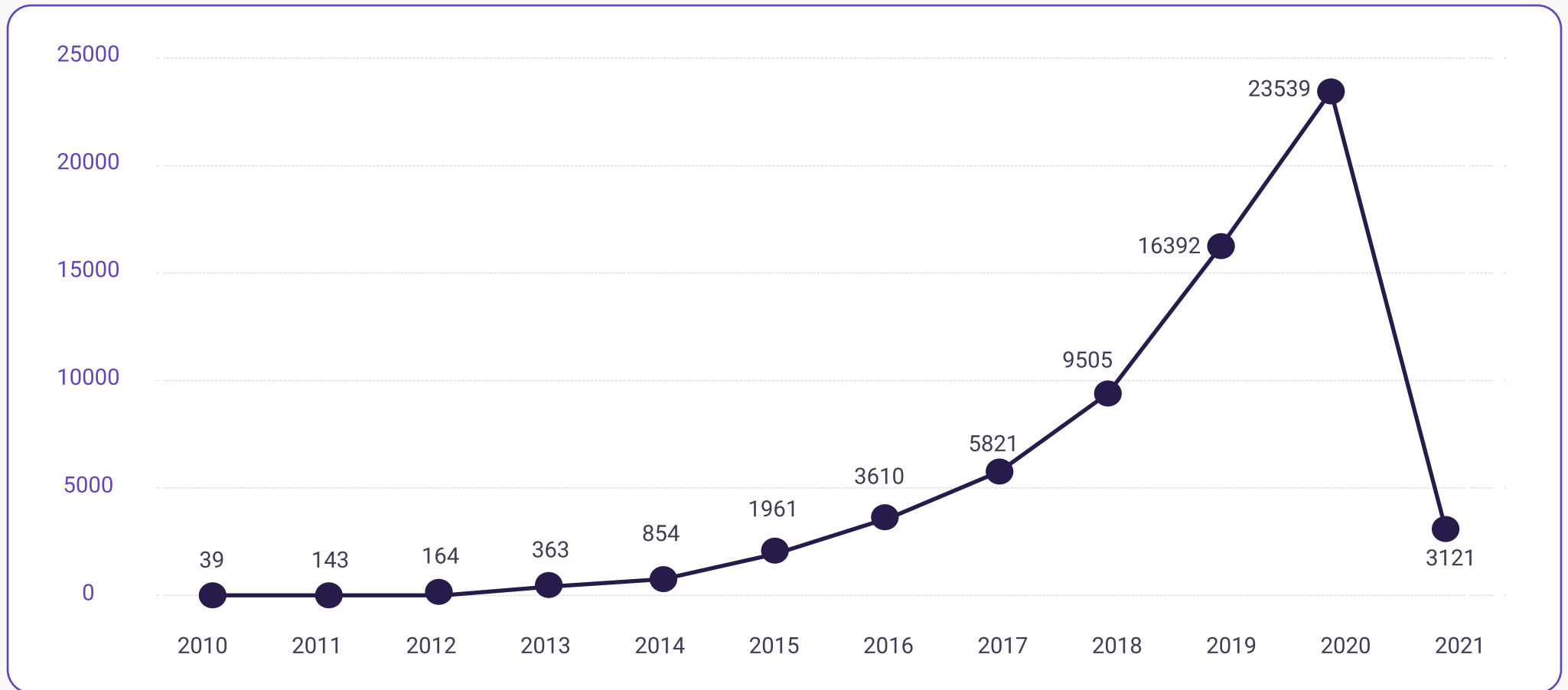
Number of Questions: 74140

2010 - 2020

Quora's data corpus does not include a parameter indicating the time the question was asked, so we categorised the number of questions that were asked for each year according to the time when they were first answered. 8628 of the 74140 questions have not yielded a valid response.

Quora's number of legal questions has been ascending steadily from 2010 to 2020. (Note that the crawled data for 2021 only extends to March)

Questions





Range Of Questions/ Users

Range Of Questions/Users



Looking into Quora's user activity on the legal dataset, we can see that 82.33% of them asked only one question and less than 1% asked more than 100 questions.

Post Count	User Count
1 Post	28320
2 to 5 Posts	5078
6 to 10 Posts	555
11 to 100 Posts	418
Over 100 Posts	29

Topic Modeling

The questions dataset has recorded question topics based on question tags on each post. The original desired topics – henceforth referred to as Source Topics – set by Legamart include 26 legal topics. We define Target Topics to be the question tags similar to a source topic. Amongst the 26 Source Topics, 18 of them have at least one candidate within the Target Topics. Please note that this relation is 1:Many. In this procedure, first, we find clusters of target topics similar to the source by measuring keyword similarity. For example, consider the source topic 'Contracts Law'; it has these corresponding topics amongst question tags: Contracts, Contracts Law, Breach of Contracts.

Range Of Questions/Users



We defined the following 18 topics in this dataset as target topics:

• Arbitration & Dispute Resolution

• Employment Law

• Property Law

• Banking And Financial Law

• Family Law

• Public Law

• Commercial Law

• Human Rights Law

• Secured Transactions Law

• Contracts Law

• Immigration Law

• Tax Law

• Corporate And Business Law

• Insurance Law

• Tort Law

• Criminal Law

• Intellectual Property Law

• Wills, Trust & Probate Law

To Access The Wordlist, Click Here:

[Quora - Topic Terms](#)



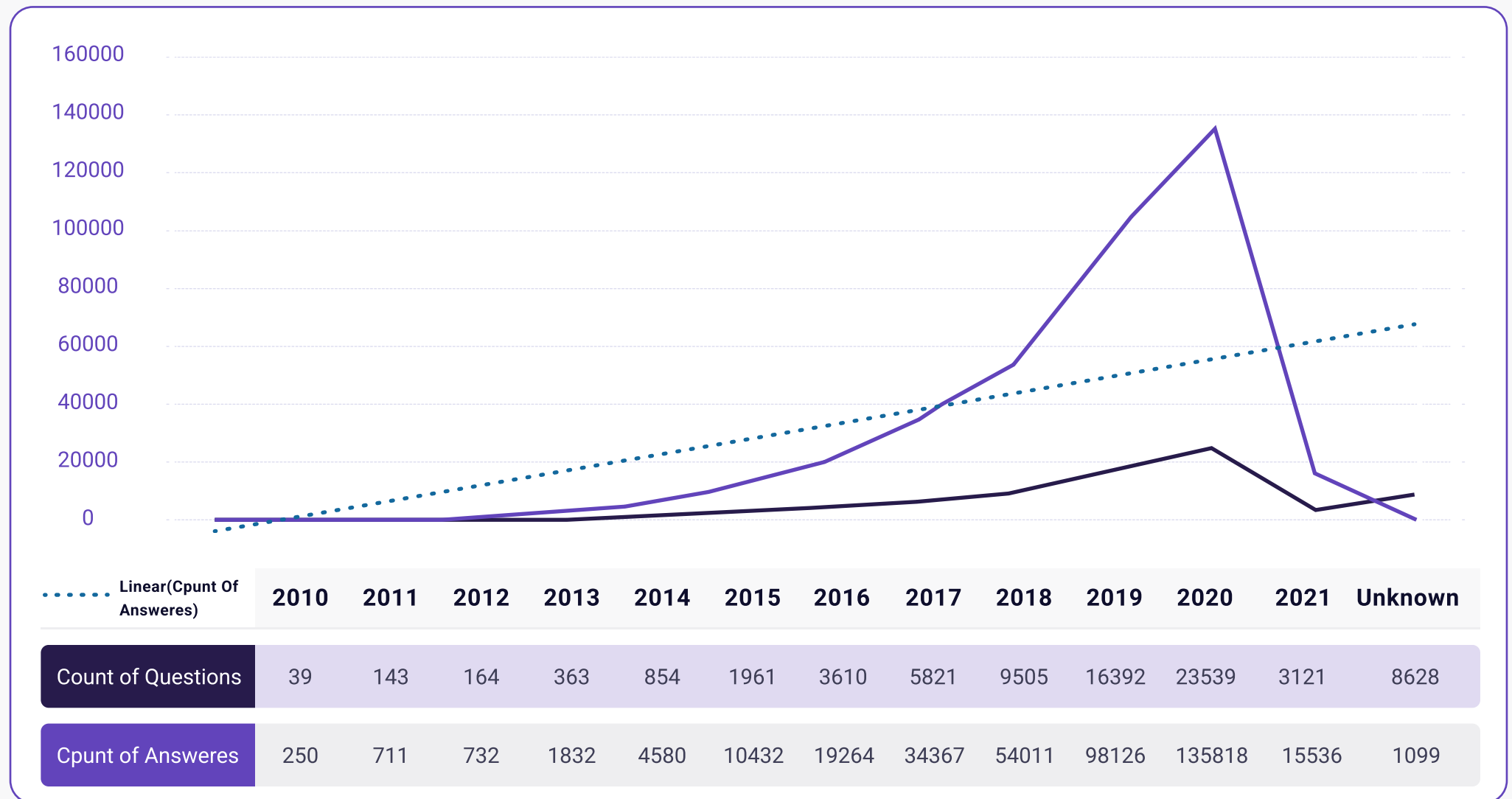
Answers

Answers



Over the past 12 years, 376758 answers have been provided to 74140 questions by 97826 users.

The trend of legal questions count and the number of answers both experienced a spike in 2020, as demonstrated by the graph below.






Most Answered Questions

Most Answered Questions











The most answered question in Law and ten other spaces is the question below with 1642 answers as of October 2021, asked in 2019, receiving mentions of the three countries of United States, Germany and Vietnam in the answers.

Manly Masculinity Law Philosophy of Everyday Life Life and Living

Human Behavior Survey Question 

What are your 10 laws of manhood?

 Answer  Follow · 2.7K  Request  6   

100+ Answers Asked in 11 Spaces 



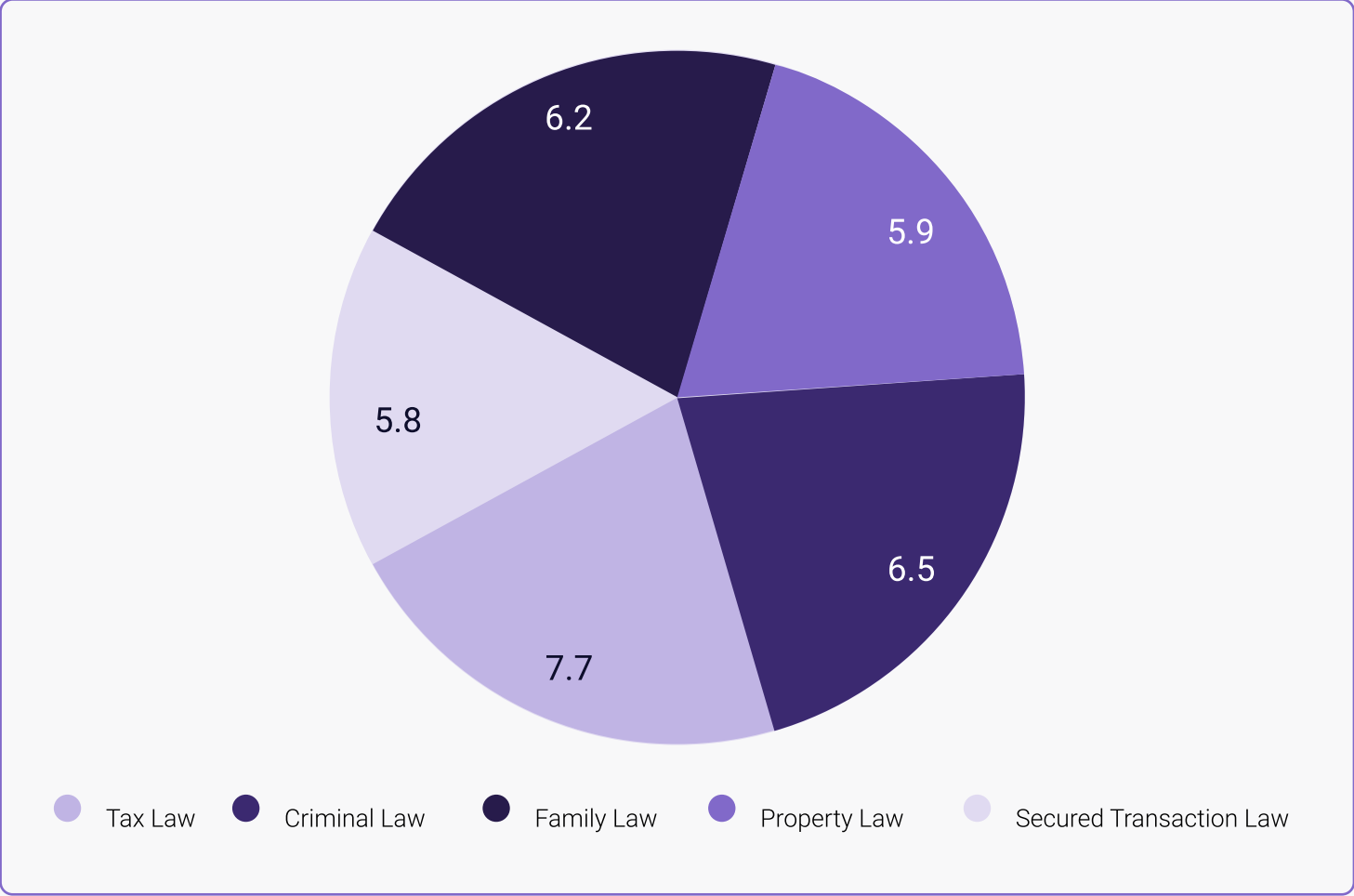
Answer Rates

Answer Rates



Over the years, questions related to Tax law have had the most interactions, with an average of 7.7 answers per question asked, meaning more conversations are being held on these questions. Here are the top five topics with the highest answer rates:

- Tax Law (7.7)
- Criminal Law (6.5)
- Family Law (6.2)
- Property Law (5.9)
- Secured Transaction Law (5.8)

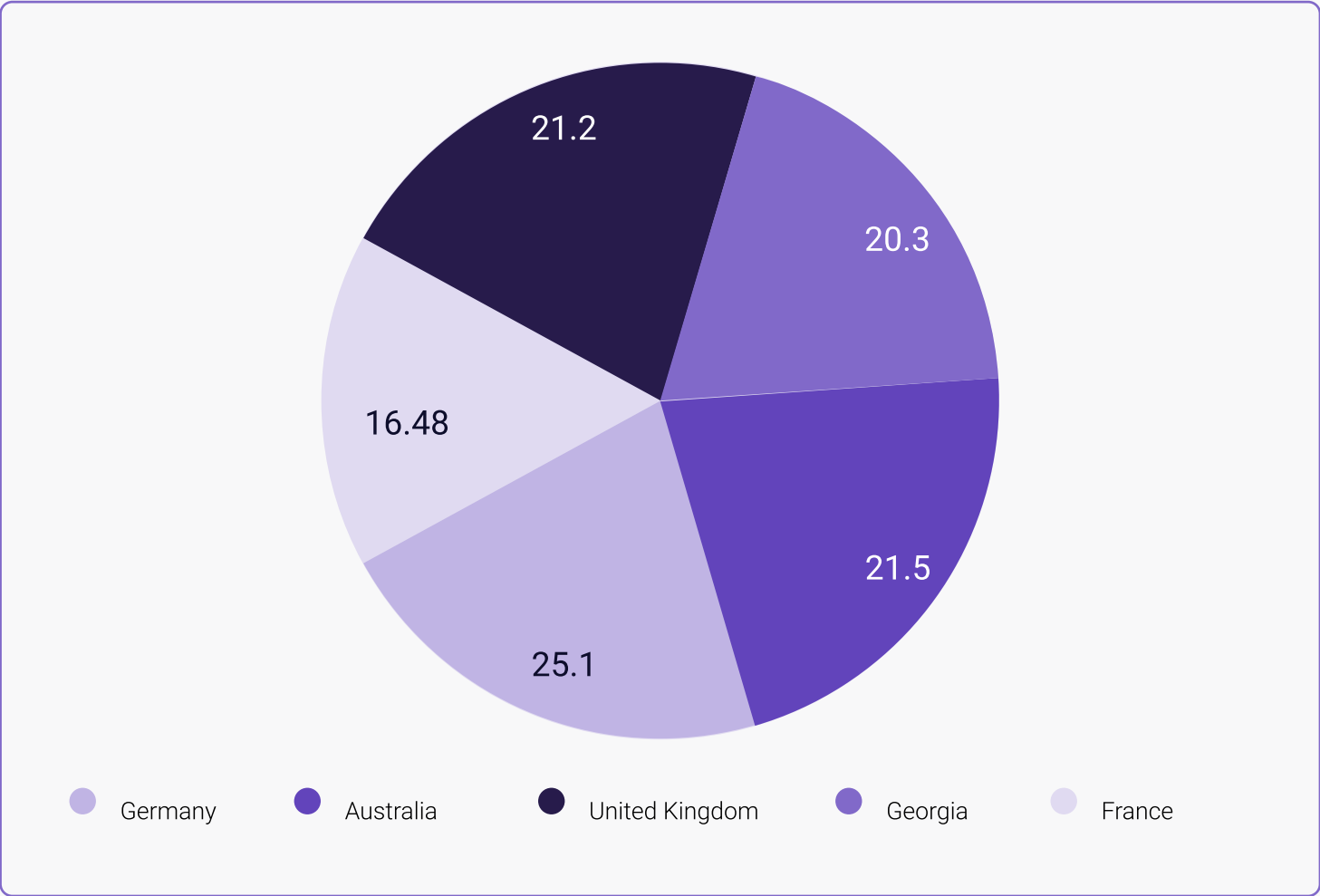




Answer Rate for countries with more than 150 questions

The top five countries (countries with more than 150 questions) with the highest average number of answers per question are:

- Germany (25.1)
- Australia (21.5)
- United Kingdom (21.2)
- Georgia (20.3)
- France (16.48)



Answer Rates



Despite being in the top five countries based on the number of questions, India has only 8.1 answers per question. This can be interpreted as a gap in knowledge of Indian law available online, presenting an opportunity for more marketing research into the matter.

Answers per country

Country	Total Answer Count	Question Count	Mean Answer Count
United States	55657	4948	11.25
United Kingdom	13357	630	21.20
Canada	10845	768	14.12
India	9161	1132	8.09
Australia	8124	378	21.49
Germany	5541	221	25.07
China	4932	303	16.28

Answer Rates



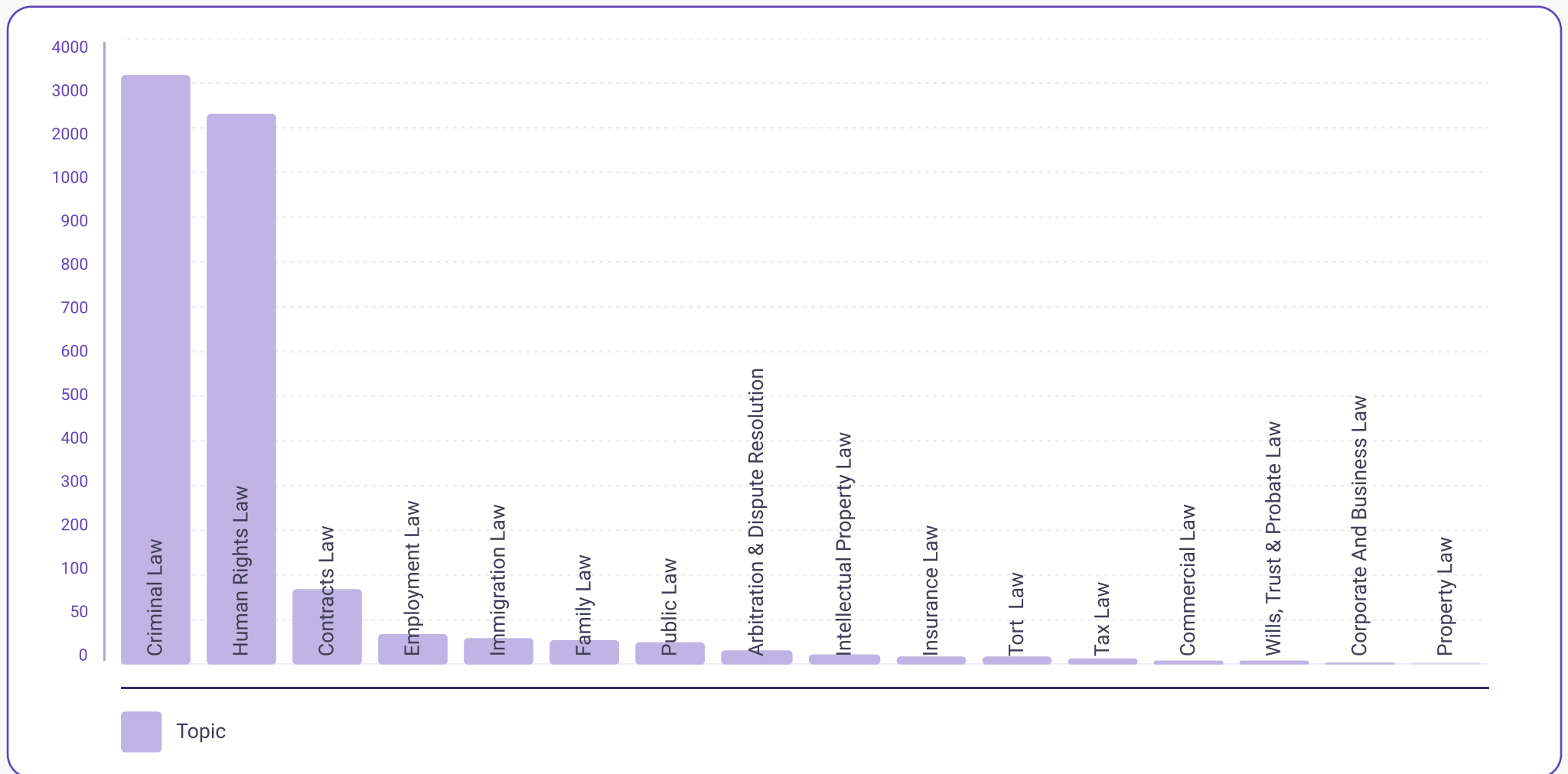
Country	Total Answer Count	Question Count	Mean Answer Count
Israel	3705	99	37.42
France	3626	220	16.48
Georgia	3519	173	20.34

By observing the countries' answer rates, it can be clearly seen that the Criminal Law topic dominates all other topics by a wide margin. The numbers make sense when considering most of the questions asked on this topic.



Germany

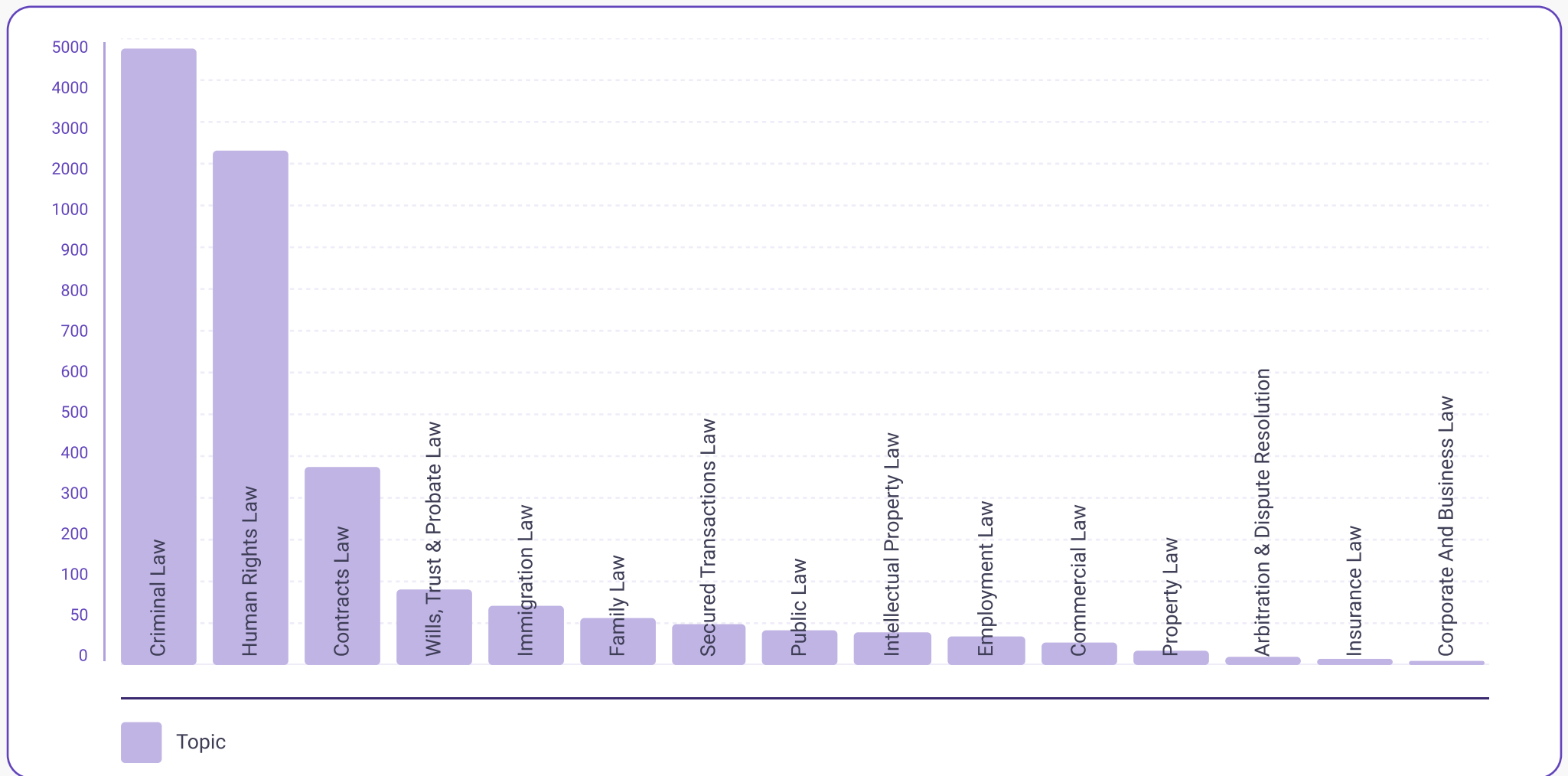
5541 answers to German legal questions were posted. 54.88% were answers to Criminal Law questions, 40.84% answers to Human Rights Law questions, and 1.50% were answers to Contract Law questions.





Australia

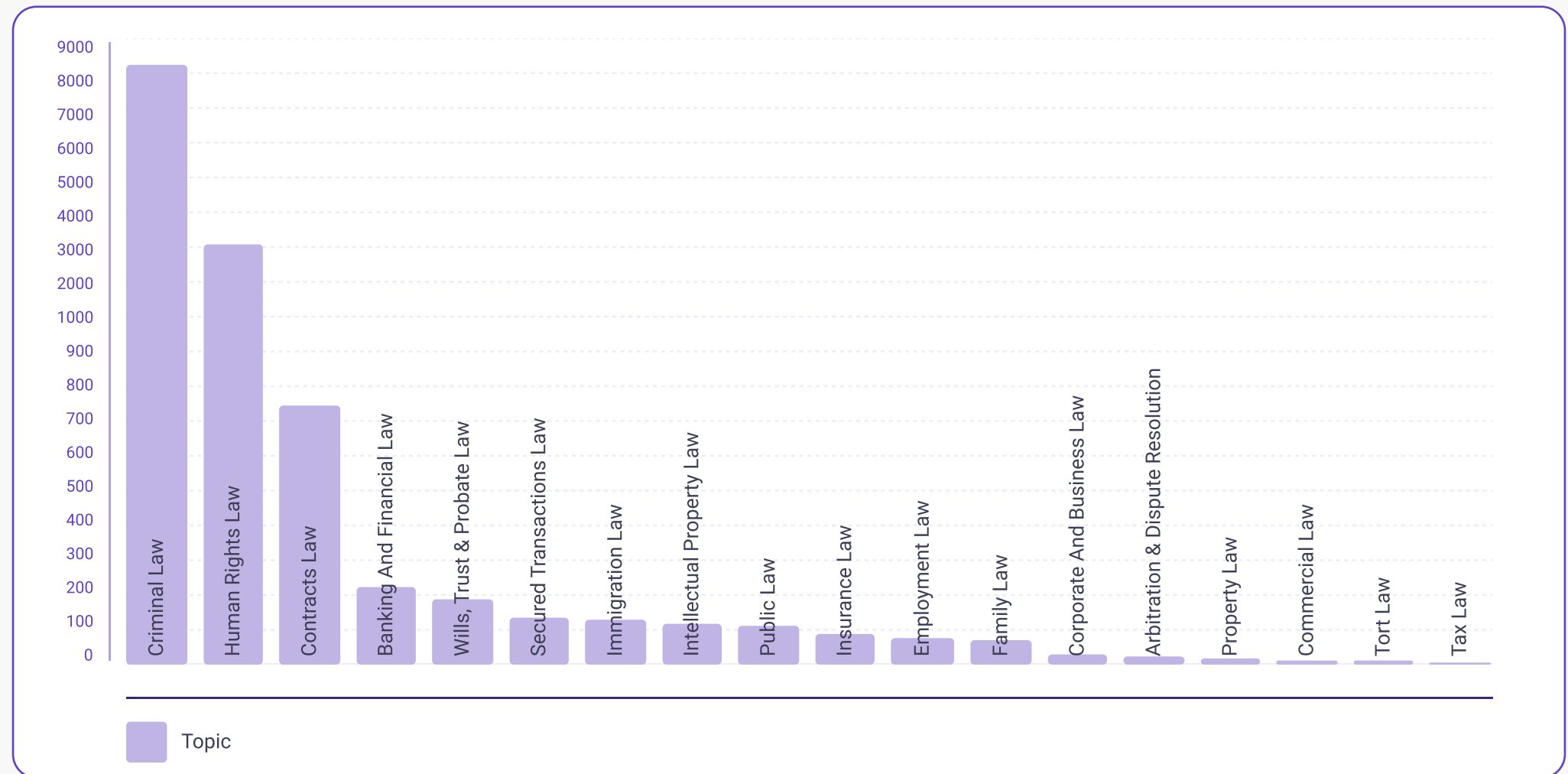
Of the 8124 answers to the Australia-related legal questions, 60.38% were posted on the topic of Criminal Law, 29.27% were regarding Human Rights Law, and 4.83% regarding Contracts Law.





United Kingdom

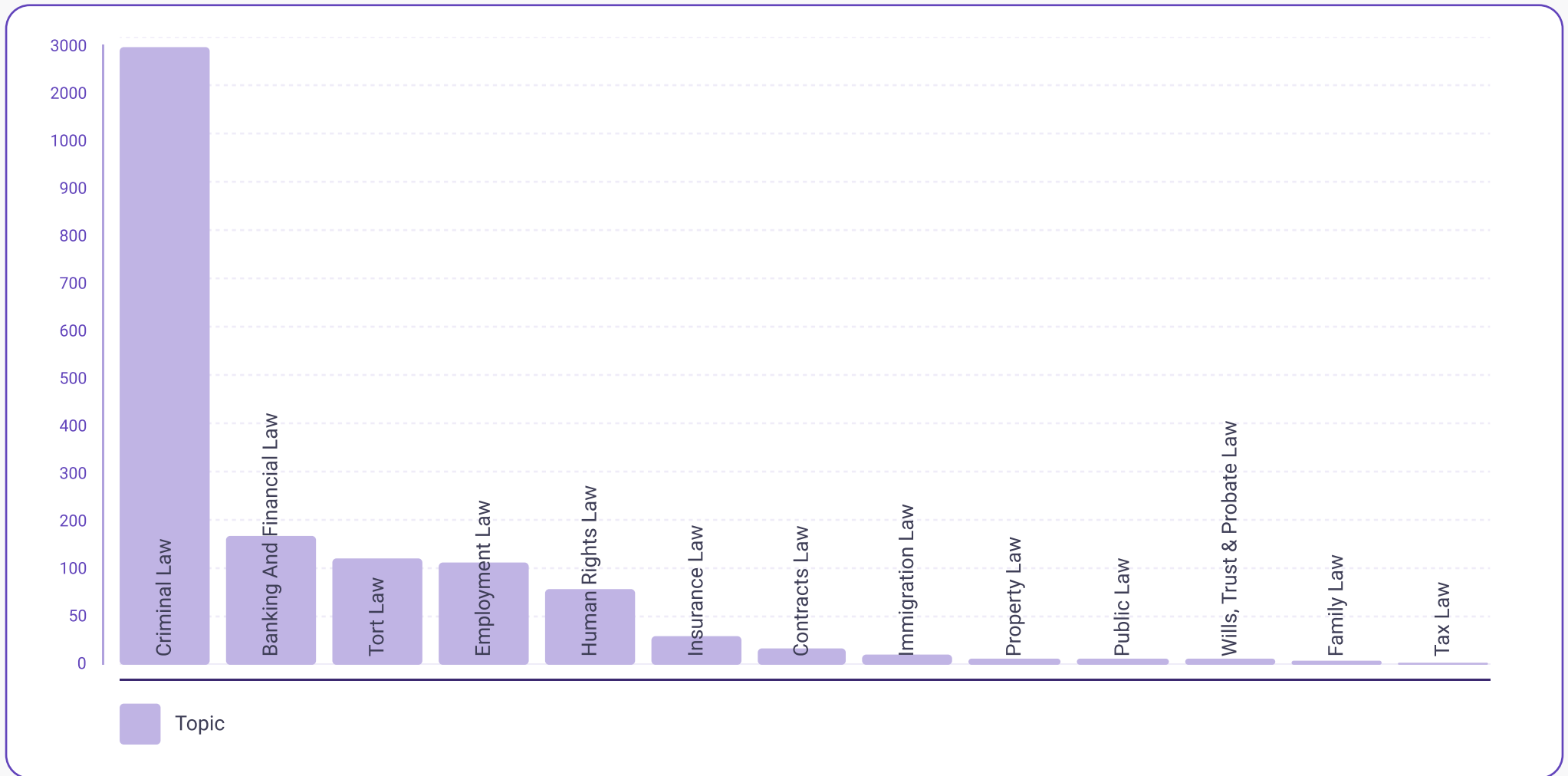
We see that out of the 13357 answers provided for the UK questions, 62.64% were about Criminal Law, 22.51% about Human Rights Law, and 5.59% about Contracts Law.





Georgia

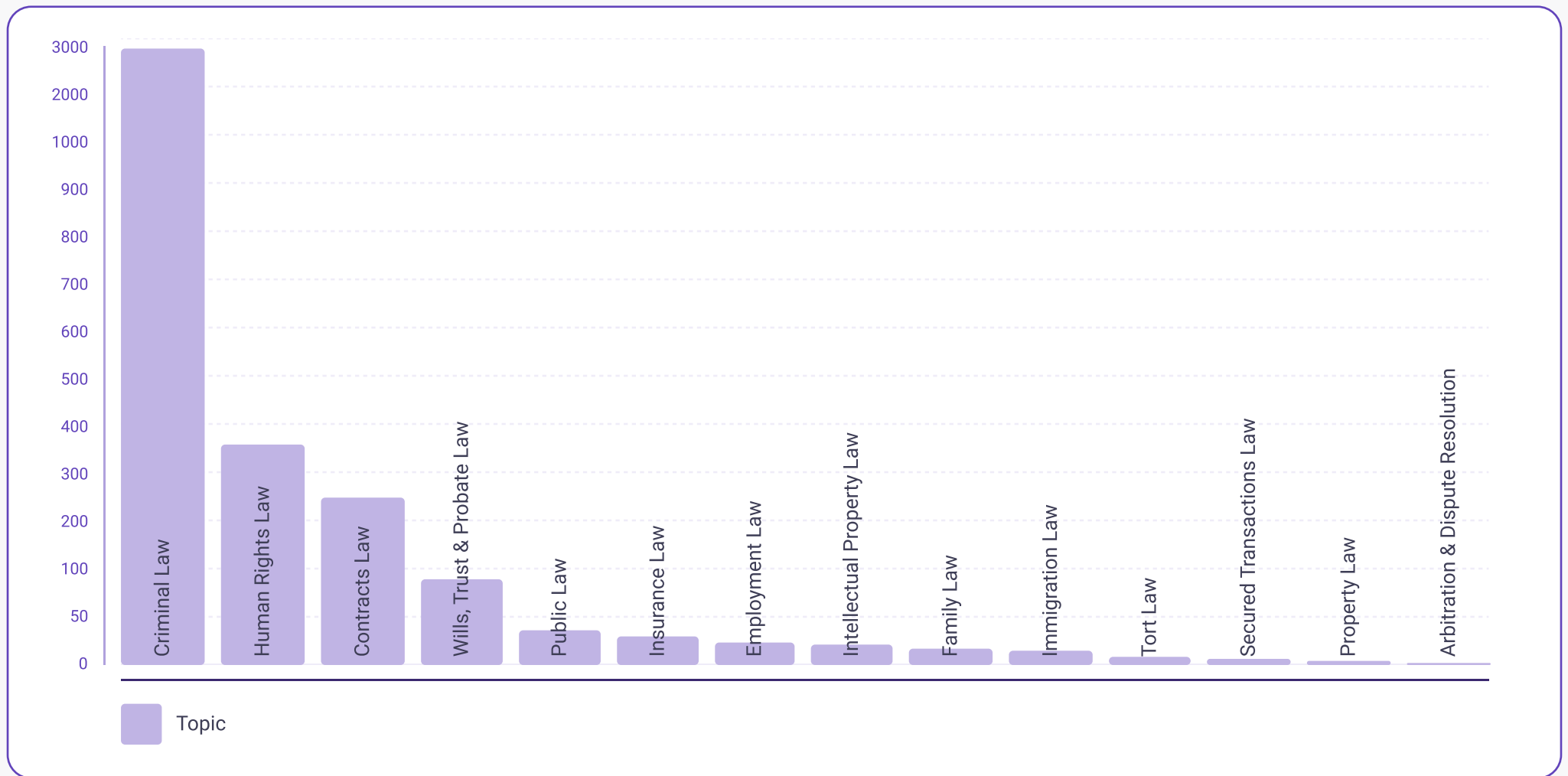
3519 answers were Georgia-related questions, of which 85.19% were related to Criminal Law, 5% to Banking and Financial Law, and 2.93% to Tort Law.





France

The dataset has 3626 answers to France-related legal questions, of which 77% pertain to Criminal Law, 9.93% to Human Rights Law, and 6.65% to Contracts Law.





Countries

Countries



The United States (the country name and variations as well as state names related to the US), appearing 55657 times or almost 75% of all legal questions, is the top country. The UK, Canada, India, and Australia comprised 18%, 14.6%, 12%, and about 11% of the dataset, respectively.

Questions per countries

Country	Question Count
United States	4948
India	1132
Canada	768
United Kingdom	630
Australia	378
China	303
Germany	221
France	220

Countries



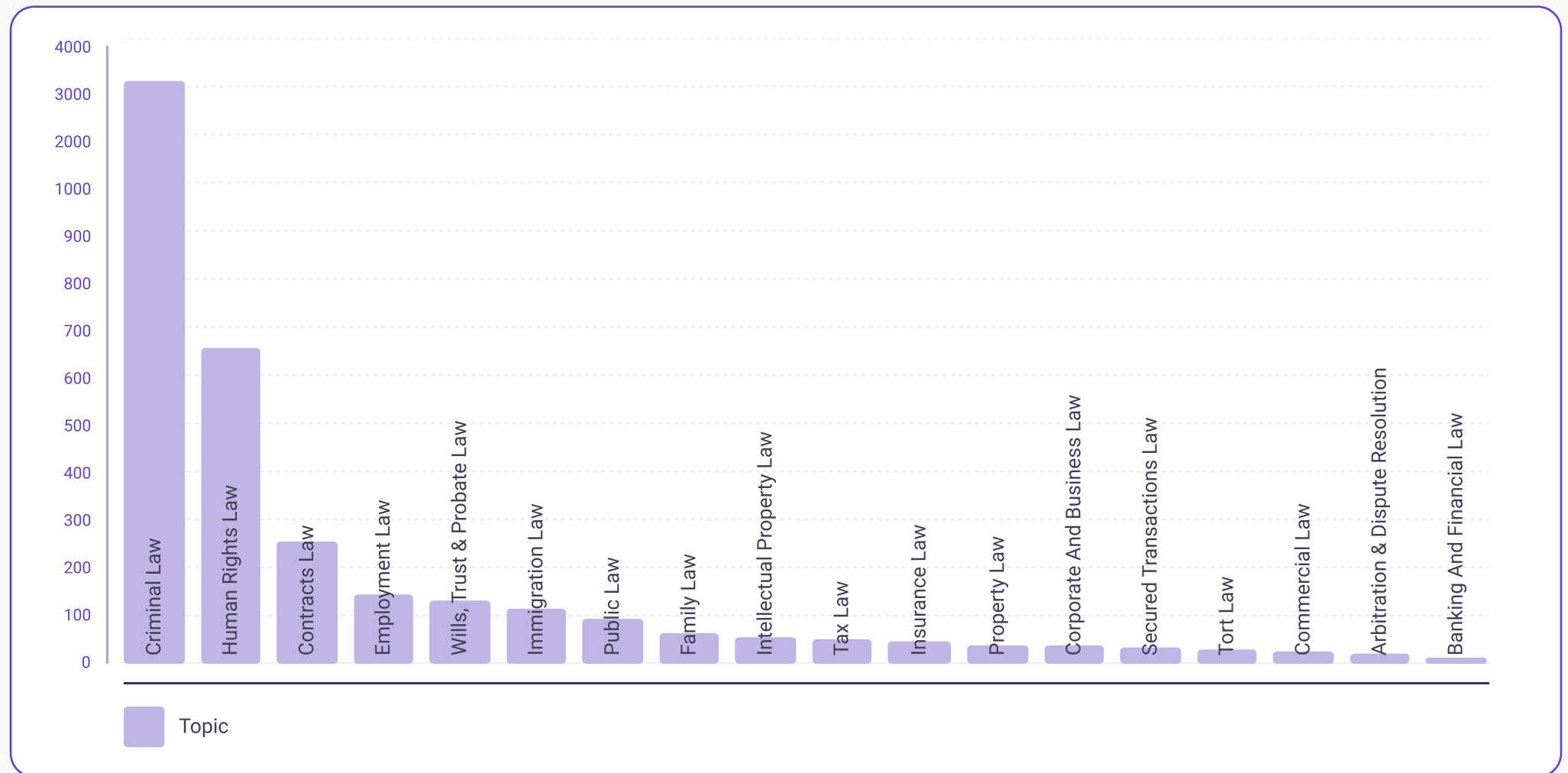
Country	Question Count
Russia	205
Georgia	173

Further on, you will find information on the most asked questions in the top five countries on Quora (the United States, the United Kingdom, Canada, India, and Australia). We can see that with the exception of Canada, the top 3 topics for these countries are Criminal Law, Human Rights Law, and Contracts Law, with Immigration Law taking part in Contract Law in Canada.



United States

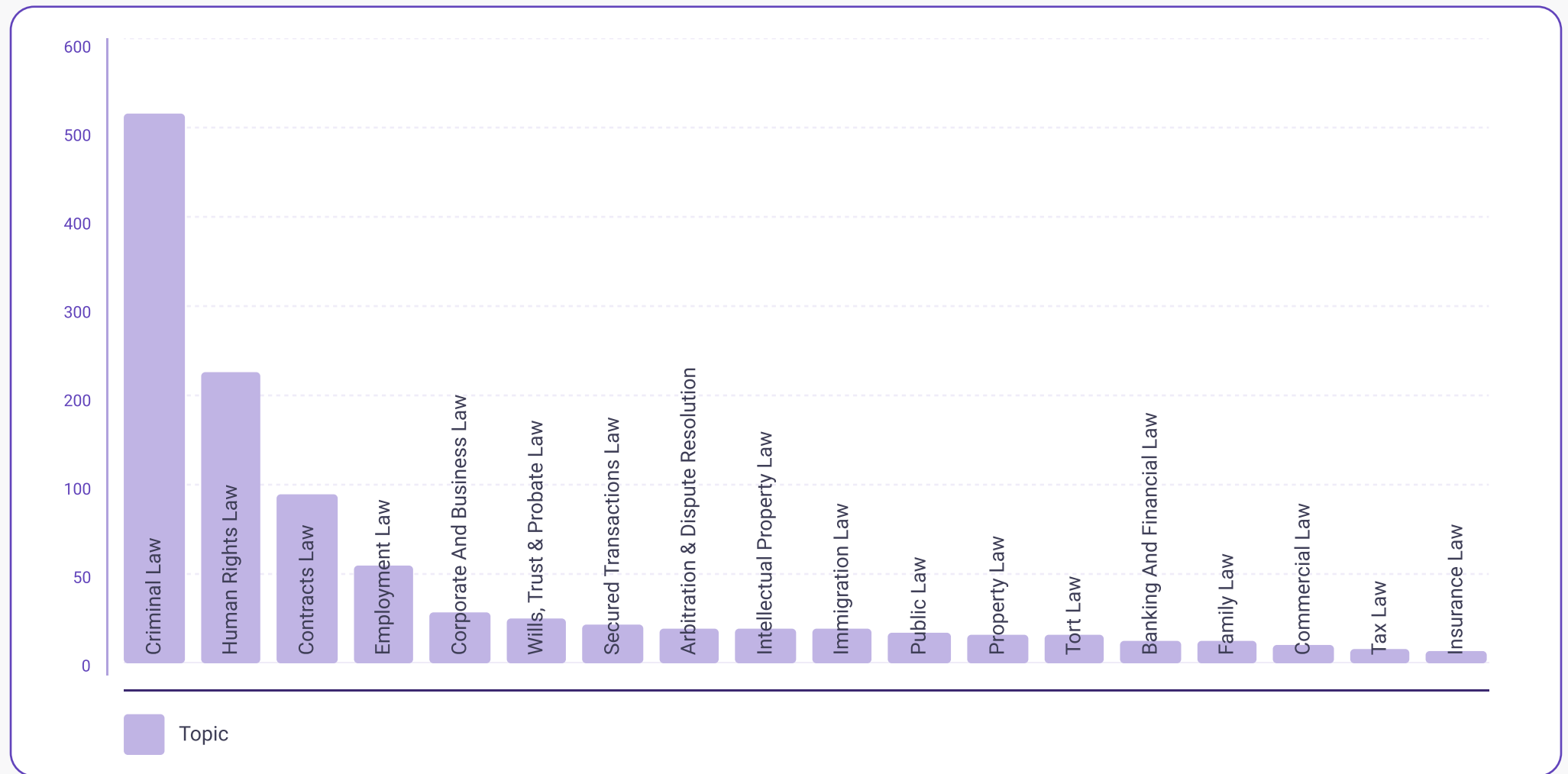
Out of the 4948 questions including the name of the United States, 62.21% dealt with Criminal Law, followed by Human Rights Law and Contract Law with 13.24% and 5.11%, respectively.





India

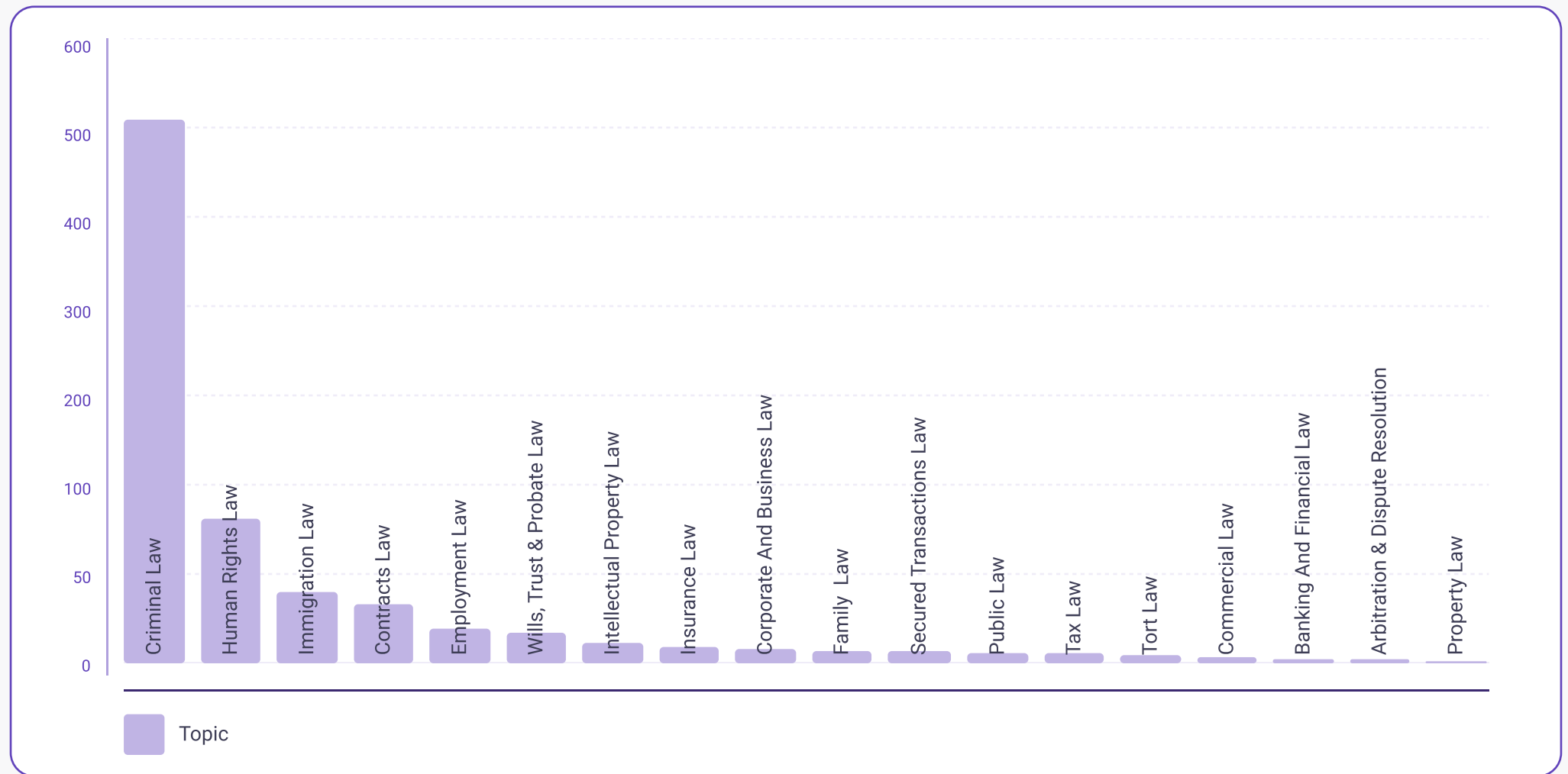
From 1132 India-related legal questions, 45.49% are related to Criminal Law, 19.88% to Human Rights Law and 8.30% to Contracts Law.





Canada

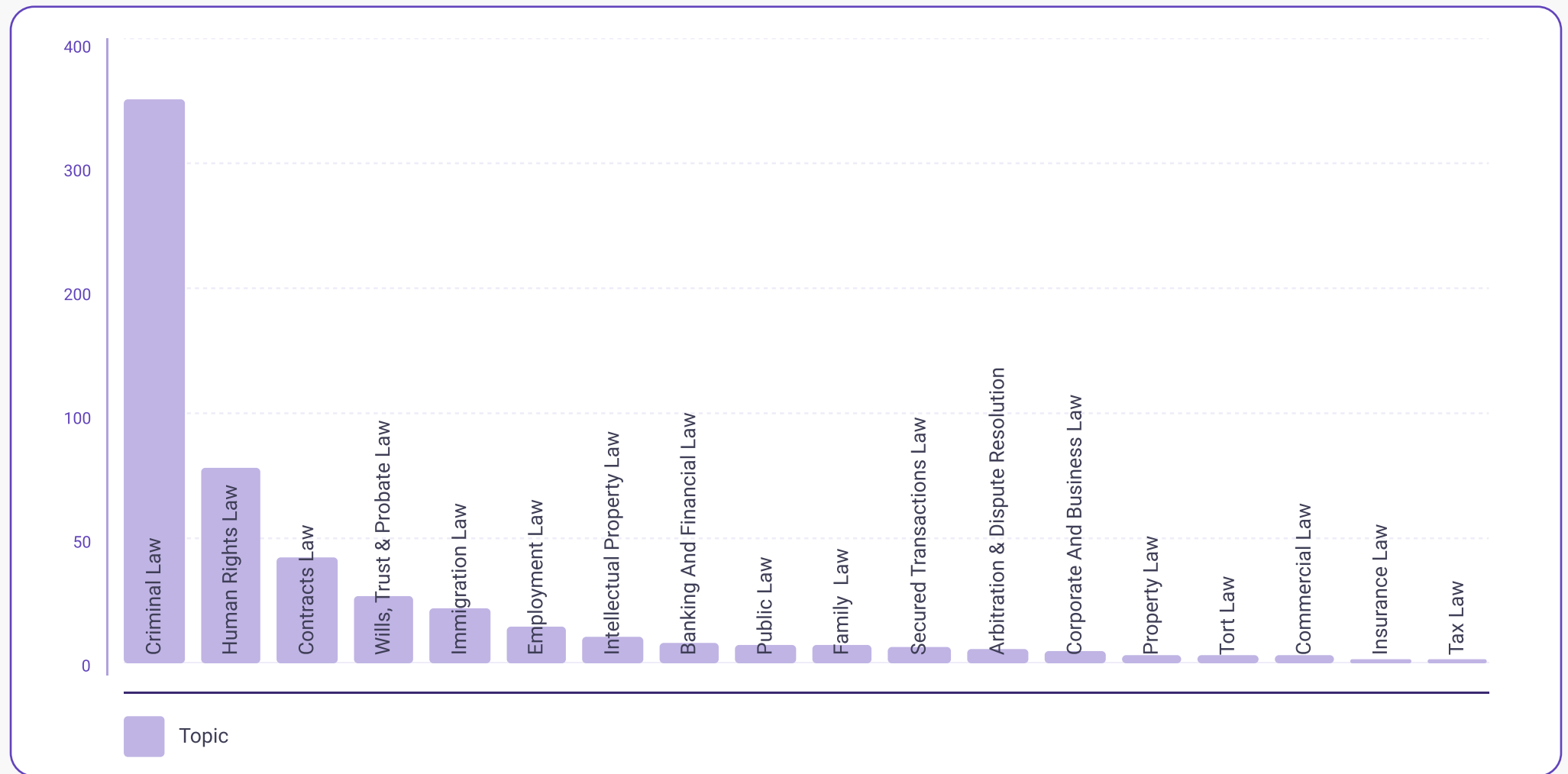
The 768 legal questions dataset containing Canada contains 66.80% Criminal Law questions, 10.03% Human Rights Law questions, and 4.95% Immigration Law questions.





United Kingdom

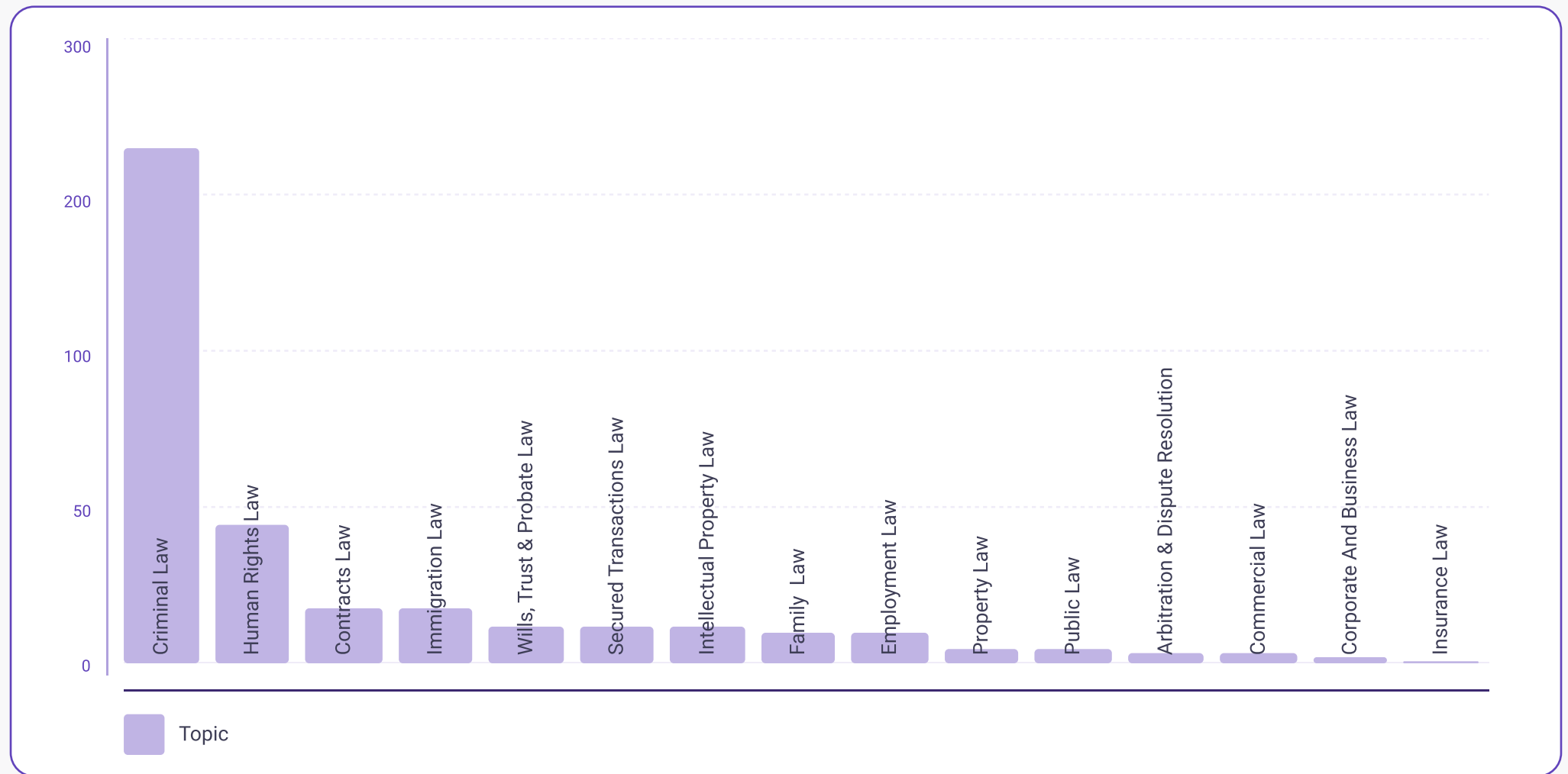
From the 630 legal questions from the UK, 58.57% concern Criminal Law, followed by Human Rights Law with 11.59% and Contracts Law with 6.98%.





Australia

There are 378 legal questions from Australia, broken down into 15 topics. The top three topics are Criminal Law, Human Rights Law and Contracts Law, with 62.70%, 11.64% and 4.50%, respectively.





Topics Over The Years

Topics Over The Years



Questions

The number of questions on different topics was checked. The top five topics with the most increase in the number of questions are as follows:

- Criminal Law (11.93%)
- Human Rights Law (2.84%)
- Contracts Law (2.20%)
- Employment Law (0.91%)
- Wills, Trust and Probate Law (0.58%)

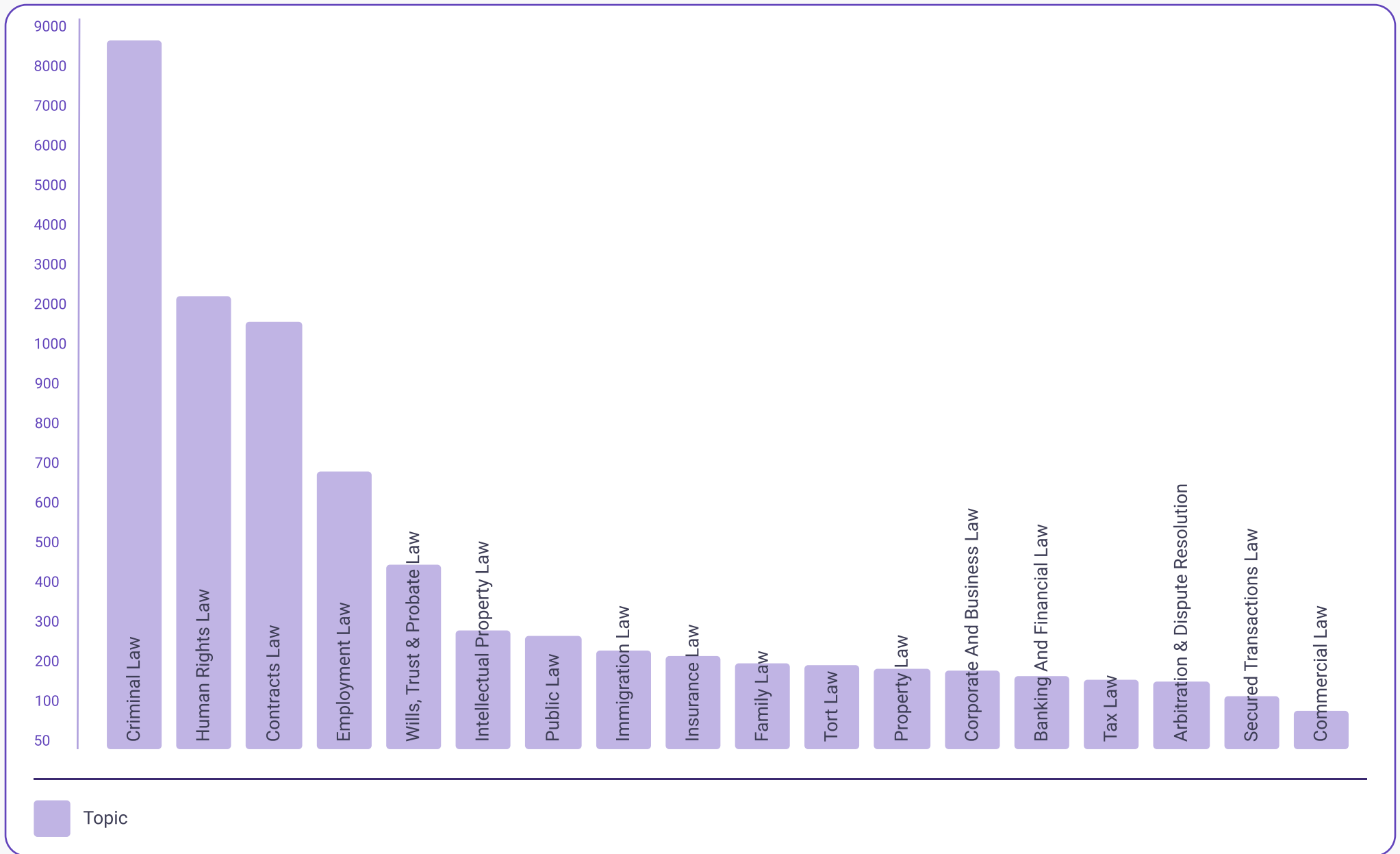
Extracted Topics Legamart	Question Count
Tax Law	156
Criminal Law	8843
Family Law	204
Property Law	171
Secured Transactions Law	132

Topics Over The Years



Human Rights Law	2103
Wills, Trust & Probate Law	432
Insurance Law	227
Public Law	266
Banking And Financial Law	163
Contracts Law	1629
Employment Law	678
Commercial Law	94
Immigration Law	239
Intellectual Property Law	275
Arbitration & Dispute Resolution	153
Corporate And Business Law	170
Tort Law	200

Topics Over The Years



Topics Over The Years



There is a similar pattern of answers to each topic, with 15.48% answering Criminal Law questions, 4.51% answering Human Rights Law questions, and 1.89% answering Contracts Law questions. The rate of response to different topics ranged from 3.14 to 7.72. Most interactions occurred around Tax Law, while the least interactions occurred equally around Tort Law and Corporate and Business Law.

Extracted Topics Legamart	Total Answer Count	Question Count	Mean Answer Count
Tax Law	894	156	7.72
Criminal Law	58312	8843	6.50
Family Law	1370	204	6.24
Property Law	1022	171	5.88
Secured Transactions Law	681	132	5.75
Human Rights Law	16982	2103	5.73
Wills, Trust & Probate Law	2664	432	5.65
Insurance Law	1177	227	5.13
Public Law	1535	266	4.97

Topics Over The Years



Extracted Topics Legamart	Total Answer Count	Question Count	Mean Answer Count
Banking And Financial Law	938	163	4.87
Contracts Law	7117	1629	4.59
Employment Law	3233	678	4.35
Commercial Law	383	94	4.02
Immigration Law	983	239	3.99
Intellectual Property Law	1090	275	3.74
Arbitration & Dispute Resolution	489	153	3.32
Corporate And Business Law	562	170	3.14
Tort Law	686	200	3.14



Topics At Countries

Topics At Countries



As expected, “Criminal Law” is the number one topic for almost all countries (134).

“Human Rights Law” is the most used topic in questions related to Uganda.

“Secured Transaction Law” is the most used topic in questions related to Hong Kong, Taiwan and Oman.

Without considering “Criminal Law”, the top topics in different countries will be:

- Human Rights Law
- Immigration Law
- Contracts Law
- Public Law
- Commercial Law

Top countries and count of questions for Top Topics

- **Human Rights Law**

The United States has the most questions (655) related to Human Rights Law. On this topic, India has 225, followed by Canada with 77 questions.

Topics At Countries



Country	Question Count
United States	655
India	225
Canada	77
United Kingdom	73
China	63
Australia	44
Germany	39
France	28
Russia	27
Italy	18

Topics At Countries



● Immigration Law

In terms of Immigration Law, the United States has been questioned about 113 times, Canada 38 times, and the United Kingdom 22 times.

Country	Question Count
United States	113
India	21
Canada	38
United Kingdom	22
China	8
Australia	17
Germany	11
Mexico	15
Afghanistan	10
Norway	8

Topics At Countries



● Contracts Law

There were 253 questions concerning Contracts Law for the United States, 94 for India, and 44 for the United Kingdom.

Country	Question Count
United States	253
India	94
Canada	33
United Kingdom	44
China	10
Australia	17
Germany	15
France	13
Singapore	9
Italy	10

Topics At Countries



● Public Law

There were 94 Public Law-related questions regarding the United States, followed by India and Israel with 19 and 11 questions, respectively.

Country	Question Count
United States	94
India	19
Canada	6
United Kingdom	9
China	8
Israel	11
Germany	6
Iraq	5
Russia	9
Netherlands	5

Topics At Countries



● Commercial Law

As with the other topics, the United States is at the top of the list with 32 questions regarding Commercial Law. In second place is India with 10 questions, followed by China with 6.

Country	Question Count
United States	32
India	10
Canada	4
United Kingdom	4
China	6
Australia	3
Germany	4
Japan	3
Venezuela	2
Switzerland	2



Topic



Top 5 words associated with each topic are as follows:

Criminal Law		Tort Law		Insurance Law	
Crime	7316	Tort	327	Insurance	283
Criminal	6864	Law	250	Car	185
Law	5998	Torts	158	Accident	160
Case	5927	Civil	120	Company	155
Court	5435	Negligence	117	Claim	154
Contracts Law		Immigration Law		Public Law	
Contract	2491	Immigration	225	Public	333
Agreement	1286	Law	189	Law	245
Law	1165	Illegal	162	Defender	199
Legal	1080	Country	161	Case	183
Contracts	1001	Legal	158	Court	178



Human Rights Law		Property Law		Family Law	
People	1823	Legal	127	Child	181
Law	1763	Law	96	People	155
Rights	1677	Person	89	Law	152
Person	1138	Owner	84	Rich	151
Legal	1081	Court	75	Parents	148
Employment Law		Banking And Financial Law		Commercial Law	
Employer	644	Bank	195	Law	113
Employee	534	Money	131	Business	98
Employment	499	Legal	122	Legal	70
Law	494	Case	114	Company	60
Legal	480	Account	107	Commercial	53



Wills, Trust & Probate Law		Tax Law		Corporate And Business Law	
Estate	392	Tax	182	Corporate	254
Legal	334	Law	126	Law	184
Probate	323	Court	87	Lawyer	178
Attorney	319	Pay	84	Legal	102
Person	154	Taxes	78	Corporations	101
Intellectual Property Law		Arbitration & Dispute Resolution		Secured Transactions Law	
Copyright	337	Court	131	Law	167
Law	272	Parties	109	Security	156
Laws	175	Law	106	Cyber	84
Work	172	Dispute	103	Laws	82
Legal	154	Arbitrator	98	People	81

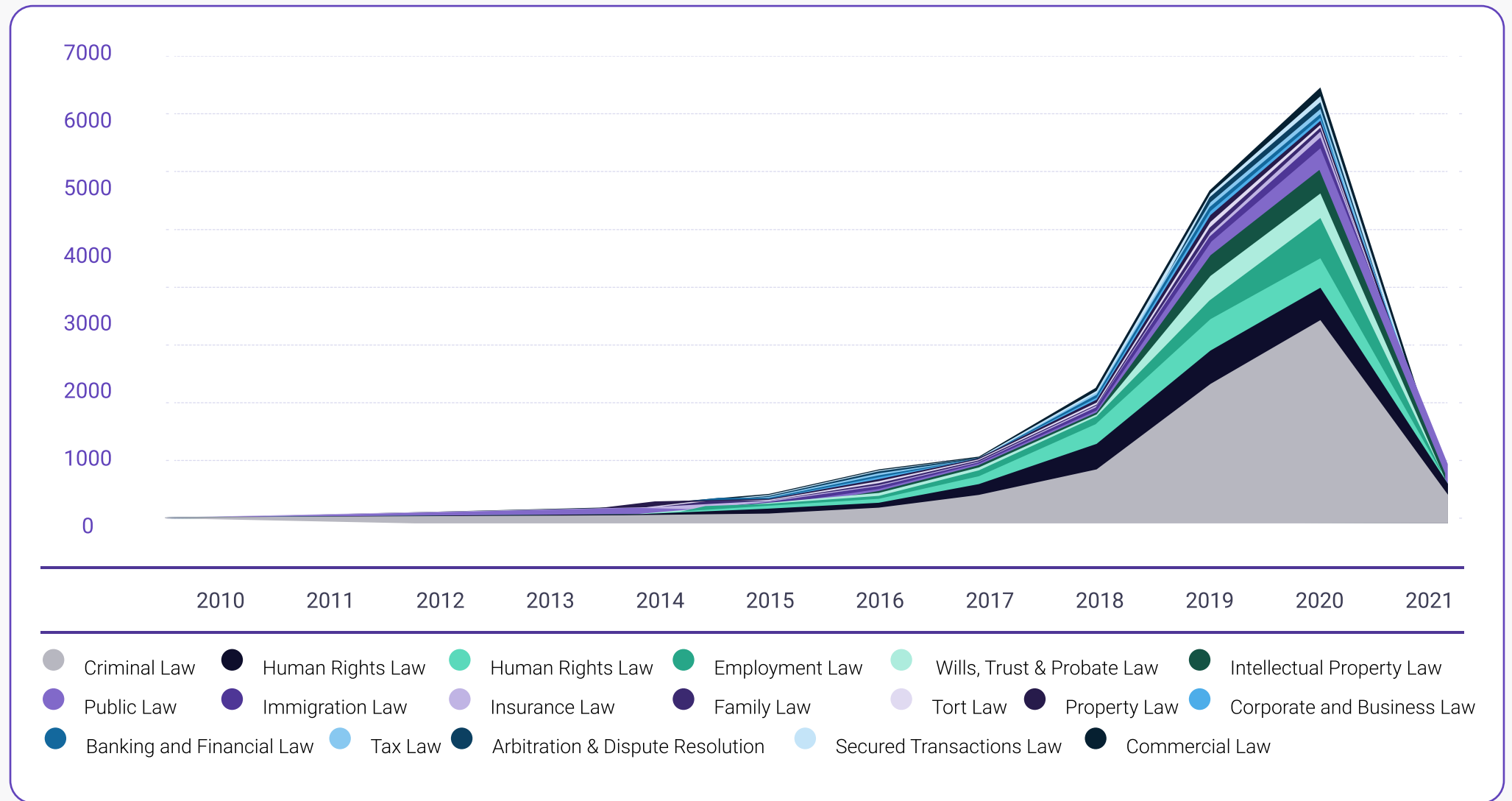


Question Topics– Yearly

Question Topics- Yearly



The graph clearly demonstrates that Criminal Law remains a top topic over the past 11 years (excluding 2021 due to unreliable data). Human Rights Law, the second topic, as well as Contracts Law, the third topic, show a similar trend.



Question Topics– Yearly



Extracted Topics	2010	2011	2012	2013	2014	2015	2016	2017	2018	2019	2020	2021
Arbitration & Dispute Resolution	0	0	0	2	2	8	7	16	14	47	52	5
Banking and Financial Law	0	0	0	0	2	0	10	11	15	47	68	10
Commercial Law	0	3	0	2	7	16	22	10	8	10	12	4
Contracts Law	3	4	3	3	20	49	118	146	197	386	649	51
Corporate and Business Law	0	0	0	1	5	3	12	11	23	47	61	7
Criminal Law	3	15	13	62	139	262	463	568	1100	2612	3180	426
Employment Law	0	1	1	4	9	10	30	39	39	231	290	24
Family Law	0	0	0	0	2	2	7	14	24	61	77	17
Human Rights Law	0	2	5	5	14	42	62	124	196	611	918	123
Immigration Law	0	0	0	0	1	12	9	21	15	88	84	9
Insurance Law	0	3	0	0	1	3	5	4	11	76	105	19
Intellectual Property Law	0	4	1	2	8	16	14	13	11	87	98	21

Question Topics– Yearly

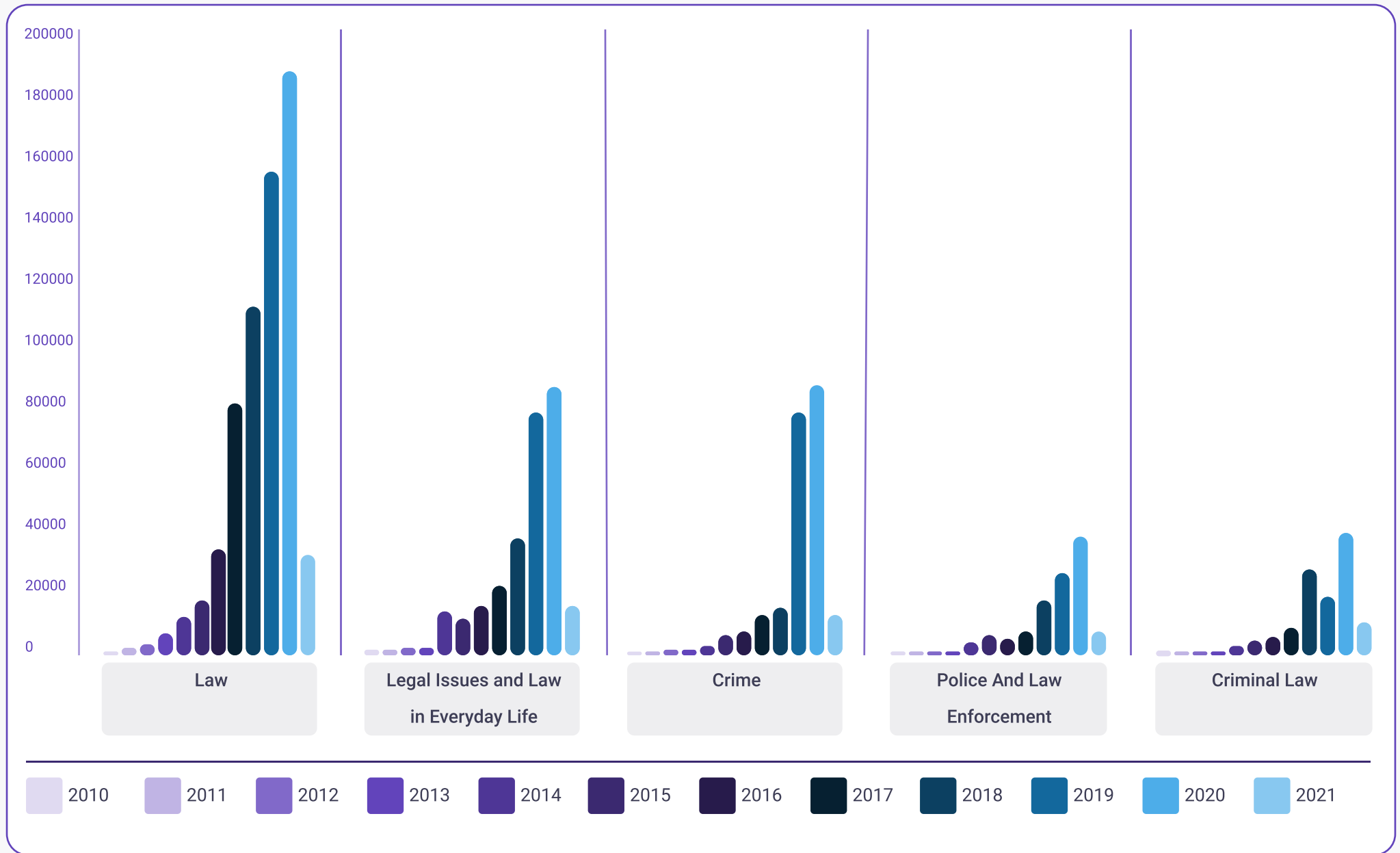


Extracted Topics	2010	2011	2012	2013	2014	2015	2016	2017	2018	2019	2020	2021
Property Law	0	0	0	0	0	4	2	3	2	46	99	15
Public Law	0	0	0	2	2	4	11	22	23	78	117	7
Secured Transactions Law	0	0	0	0	0	4	6	7	11	29	65	10
Tax Law	0	0	1	4	2	6	4	10	9	41	66	13
Tort Law	0	1	1	1	4	9	15	24	37	48	58	2
Wills, Trust & Probate Law	0	1	1	1	3	5	8	12	15	143	215	28

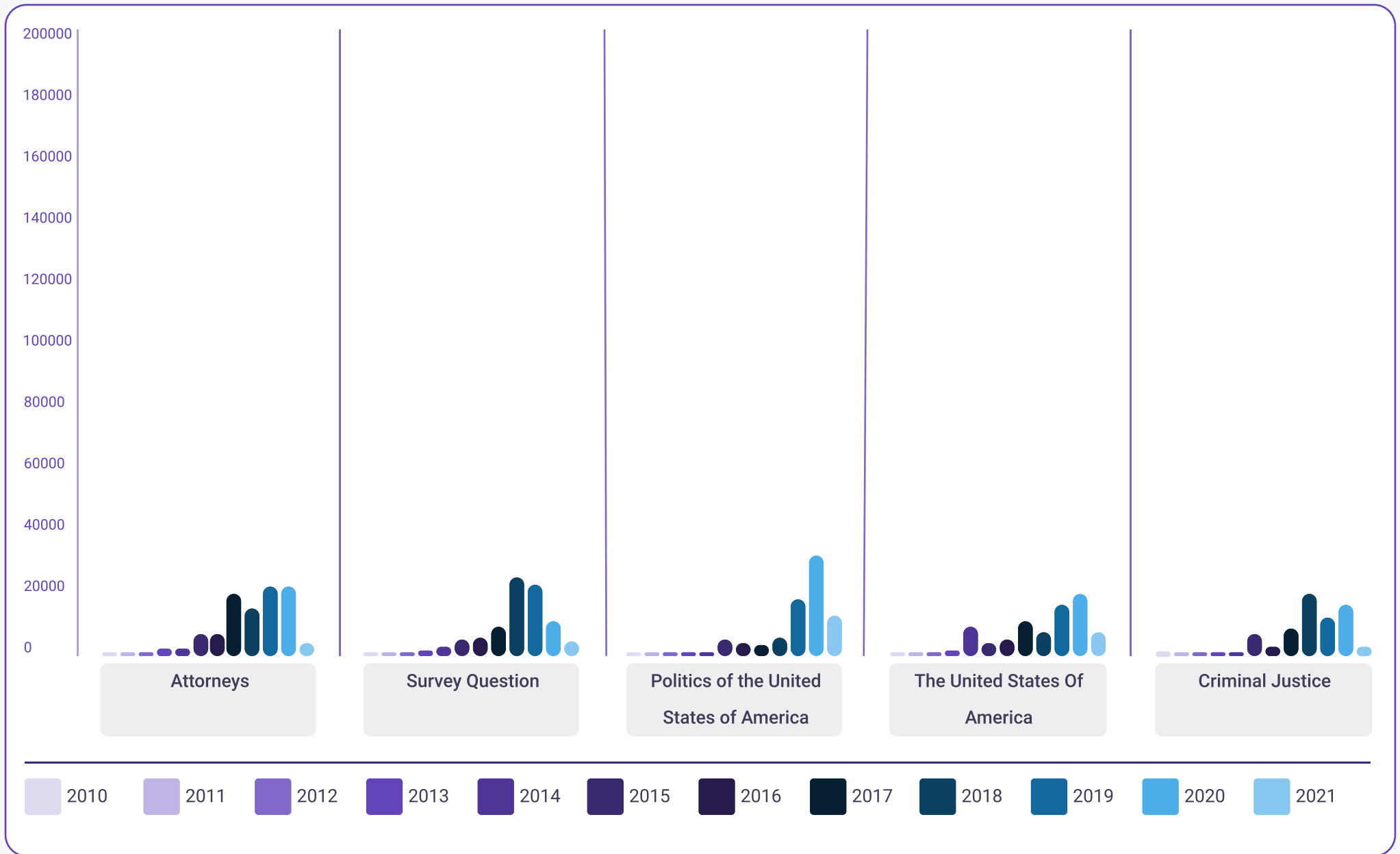


Original Tag Answers— Yearly

Original Tag Answers- Yearly



Original Tag Answers- Yearly



Original Tag Answers– Yearly



Year	2010	2011	2012	2013	2014	2015	2016	2017	2018	2019	2020	2021
Law	481	880	1162	3748	12097	18565	31165	75000	119003	155744	183807	23813
Legal Issues and Law in Everyday Life	75	209	622	796	8134	7052	10822	20549	32609	78622	85270	11348
Crime	72	30	115	122	852	2141	2430	7239	8403	25949	43284	8001
Police and Law Enforcement	40	170	44	246	1742	2866	2041	3150	13109	21944	33689	3076
Criminal Law	72	48	117	175	1111	2328	2757	5378	21896	18608	25451	3701
Attorneys	7	80	54	657	729	4435	4525	14917	11709	20256	20262	2107
Survey Question	0	12	48	355	790	1948	2164	6554	21309	20253	8905	1561
Politics of the United States of America	77	10	68	99	295	2622	928	1471	3349	15535	28877	5343
The United States of America	110	8	12	953	5385	1833	2118	6727	3593	13998	16987	3401
Criminal Justice	72	52	36	262	503	3945	884	6784	16377	10186	13369	1471



Total Words by Top 5 Countries (The US, Canada, India, Australia, The UK)

Word	Frequency
Lawyer	66353
Judge	62918
Cases	56151
Criminal	54813
Crime	52461
Rights	44458
Attorney	44355
Constitution	43809
Evidence	40720
Trial	32176




Original Tag Answers– Yearly



Word	Frequency
Courts	14548
Indian	8476
Lawyers	8097
Judges	7251
Canada	4910
Jury	4245
Australia	2437





Words Frequency Breakdown by Country

United States 		India 		Canada 	
Words	Counts	Words	Counts	Words	Counts
Lawyer	4044	Lawyer	6874	Crime	6990
Crime	3638	Crime	6268	Judge	6683
Criminal	3050	Judge	6100	Lawyer	6578
Judge	2935	Criminal	5681	Criminal	6258
Cases	2482	Cases	5593	Cases	5021
Australia	2437	Rights	4968	Evidence	4930
Lawyers	2258	Constitution	4856	Canada	4910
Rights	2135	Evidence	4694	Attorney	4612
Attorney	2072	Attorney	4659	Trial	4493
Evidence	1965	Courts	4576	Jury	4245

Original Tag Answers– Yearly



United Kingdom 		Australia 	
Words	Counts	Words	Counts
Constitution	11647	Lawyer	39947
Cases	10287	Judge	38459
Courts	9972	Crime	35565
Rights	9428	Attorney	33012
Lawyer	8910	Cases	32768
Judge	8741	Criminal	32365
Indian	8476	Evidence	29131
Criminal	7459	Rights	27927
Judges	7251	Trial	27683
Lawyers	5839	Constitution	27306



Words by Year

Top 10 words of all years

Words	Count	%
Lawyer	80634	13.68%
Judge	68724	11.66%
Crime	61277	10.39%
Attorney	59669	10.12%
Cases	58828	9.98%
Criminal	58216	9.87%
Evidence	55467	9.41%
Trial	42888	7.27%
Lawyers	32596	5.53%

Original Tag Answers– Yearly



Words	Count	%
Rights	27903	4.73%
Courts	19608	3.33%
Jury	11150	1.89%
Constitution	9382	1.59%
Account	849	0.14%
Recover	841	0.14%
Email	815	0.14%
Civil	170	0.03%
Jurors	148	0.03%
Divorce	128	0.02%
Attorneys	105	0.02%
Copyright	61	0.01%

Original Tag Answers– Yearly



Words	Count	%
Copy	49	0.01%
Litigation	48	0.01%
Report	47	0.01%



Yearly top 10 words

2010		2011		2012		2013	
Words	Counts	Words	Counts	Words	Counts	Words	Counts
Lawyers	93	Lawyer	322	Jury	400	Lawyer	508
Attorney	81	Attorney	206	Lawyer	273	Lawyers	413
Copyright	61	Lawyers	166	Judge	256	Crime	395
Crime	60	Judge	139	Lawyers	241	Criminal	380
Rights	51	Trial	132	Cases	208	Cases	365
Cases	49	Divorce	128	Evidence	206	Attorney	315
Copy	49	Cases	127	Trial	187	Evidence	301
Litigation	48	Jury	127	Civil	170	Judge	287
Lawyer	48	Attorneys	105	Criminal	149	Trial	271
Report	47	Criminal	98	Jurors	148	Rights	243

Original Tag Answers– Yearly



2014		2015		2016		2017	
Words	Counts	Words	Counts	Words	Counts	Words	Counts
Lawyer	1534	Lawyer	3079	Lawyer	6987	Lawyer	9764
Lawyers	978	Cases	2139	Cases	4691	Judge	6644
Rights	969	Lawyers	1973	Lawyers	4263	Criminal	6611
Cases	920	Attorney	1907	Judge	4208	Crime	6353
Crime	897	Criminal	1835	Criminal	4128	Cases	6285
Account	849	Crime	1827	Attorney	3848	Attorney	5776
Criminal	849	Courts	1795	Crime	3796	Lawyers	5659
Recover	841	Judge	1734	Courts	3325	Evidence	5314
Email	815	Evidence	1544	Evidence	3282	Rights	4999
Evidence	796	Rights	1529	Rights	2981	Trial	4529

Original Tag Answers– Yearly



2018		2019		2020		2021	
Words	Counts	Words	Counts	Words	Counts	Words	Counts
Lawyer	14066	Lawyer	19022	Lawyer	22545	Crime	2528
Judge	13245	Judge	18051	Judge	21972	Lawyer	2486
Crime	10241	Attorney	16768	Crime	19415	Judge	2188
Cases	10220	Crime	15765	Attorney	18746	Criminal	1936
Criminal	10187	Evidence	14325	Evidence	18734	Evidence	1936
Attorney	10144	Criminal	14140	Cases	18253	Attorney	1878
Evidence	9029	Cases	13888	Criminal	17903	Rights	1708
Trial	8672	Trial	12408	Rights	15423	Cases	1683
Constitution	7844	Lawyers	11044	Trial	15080	Trial	1609
Lawyers	7766	Jury	10623	Courts	14488	Constitution	1538



Conclusions

Conclusions



The purpose of this report was to highlight the legal questions that Quora users seek out online. The historical data set from 2010 to 2021 containing +74K questions, +376K answers, obtained from more than 10K active users reveals that most users were searching for answers regarding the top 3 legal topics of Criminal Law, Human Rights Law, and Contracts Law. Geographic analysis shows that the trend holds true globally, with Criminal Law being the top topic in 134 countries. There are five top countries with the most questions about legal issues: the United States, Canada, India, Australia, and the United Kingdom. However, the top five countries with the most interactions with legal questions are Germany, Australia, the United Kingdom, Georgia and France. Based on the number of answers, Tax Law related questions have the most engagement, followed by Criminal Law, Family Law, Property Law, and Secured Transaction Law.

The above mentioned data can prove to be a valuable asset in any legal practice's marketing and business development efforts. Be it a solo-practice or an established firm, strategizing and planning a legal business can greatly benefit from data-driven approaches, just like any other business and industry in the world.

At LegaMart, we believe in an equality of opportunity for businesses in the legal field to not only survive, but thrive. That is why we have made the effort to compile, analyse, aggregate, and publish this data free of charge.

We hope you find this useful.

Thanks For Your Time



Please feel free to contact us for any inquiries at:

info@legamart.com

Website:

www.legamart.com

Social Media:

[Linkedin](#) 

[Instagram](#) 

[Facebook](#) 

[Twitter](#) 